



**Egypt e-Invoicing - Are you ready
for the next wave?**



Agenda

About SNI

E-Invoicing Regulation in Egypt

How does the new e-invoicing system work?

How can SNI help you?

Q&A

Panelists



Ridvan Yigit

SNI Partner & CCO

In addition to his expertise and international knowledge in tax technology and technical knowledge on SAP and other ERP softwares, he provides consultancy to global companies on issues such as e-invoice, e-dispatch, e-ledger, VAT reporting.



Merve Koç

Account Manager

Merve Koç, is a Account Manager, responsible for international account management, focused on conducting SAP projects all around the world.

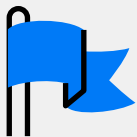


Ege Akbaş

Tax Technology Specialist

Ege Akbas is a Tax Technology Specialist at SNI. He is on a mission to uncover complex rules and procedures of digital transformation of tax compliance. Ege was formerly a researcher of digital technologies and trade in services at the World Trade Organization, and a contributor to 2019 World Trade Report.

About SNI



Founded in
2006



~100
employees




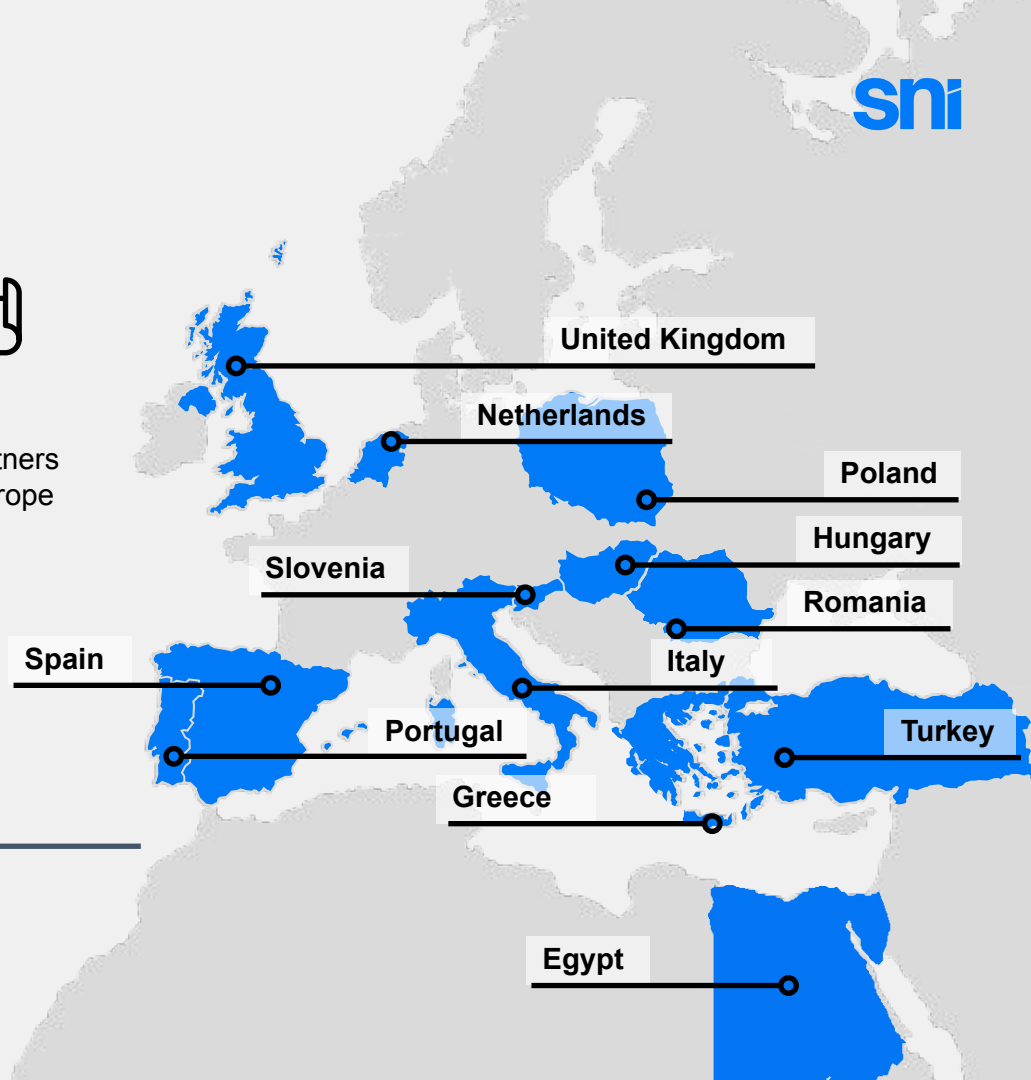
12
offices/partners
across Europe



30+
country
solutions



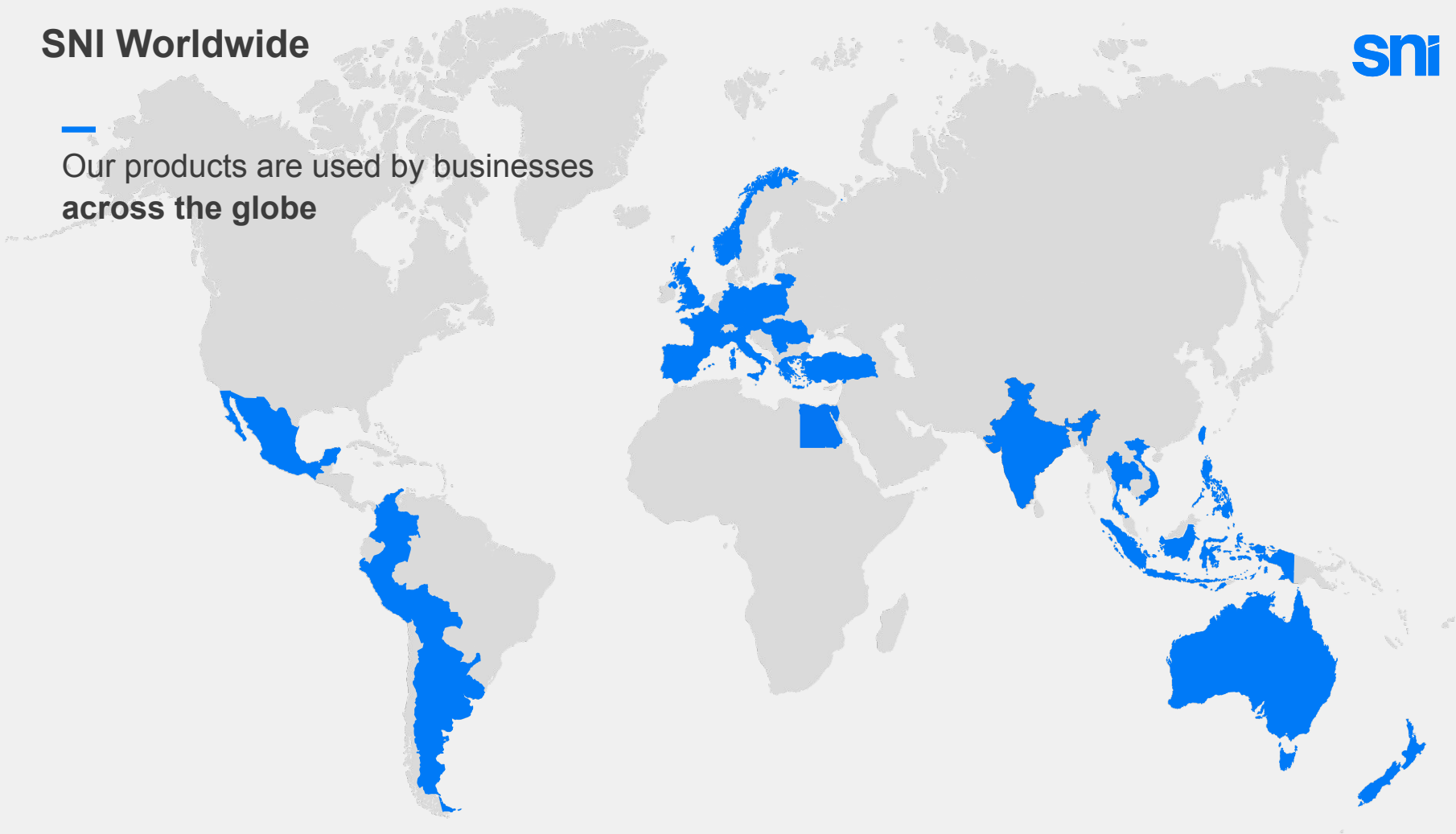
500+
clients
(75% multinationals)



SNI Worldwide



Our products are used by businesses
across the globe



Our Clients

sni



FERRERO



GUESS



Deloitte.



Honeywell



dyson



Mandatory Electronic Invoicing in Egypt



E-Invoicing Regulation in Egypt



The Egyptian Tax Authority (ETA) obligates large businesses to submit all b2b and b2c invoices to the online portal of ETA in electronic format. ETA and e-Finance is responsible for the set-up and maintenance of the e-invoicing system.

1nd Phase: 15 November 2020: 134 Companies in the first list

2nd Phase: 15 February 2021 - 350 Companies in the second list.

3rd Phase: 30 June 2021 - Rest of the companies registered in the Large Taxpayers Center. There will be sanctions if a registered company don't sign up for e-invoicing by 1 July 2021.

Final Phase: April 2023 - All taxpaying companies.

How does the new e-invoicing system work?

- 1) Registration by ETA
- 2) Test environment
- 3) Go live

Invoices can be submitted only using machine readable JSON and XML format. Taxpayer ERP system or integration module is responsible for transforming the data into these formats.

Suppliers send all the electronic invoices to the ETA portal via web-service API. The system will return a response for each invoice after verification. Customers will request or download the documents from the portal.

Each invoice is digitally signed using a certificate received from an e-signature service provider to ensure transaction security between companies. From February 15, e-invoices without signature is not accepted.

If all the vat invoices sent correctly, electronic VAT declarations can be automatically filled.

E-Documents: Invoices, Credit Notes and Debit Notes.



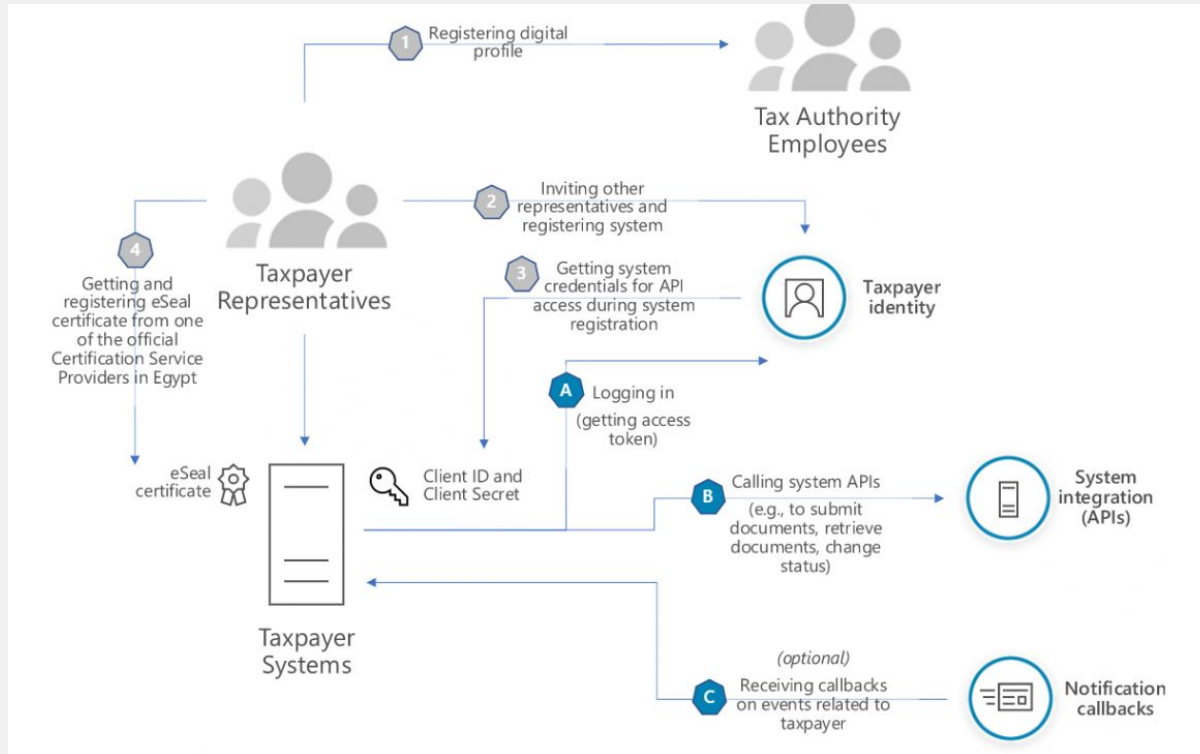
Separate schemas exist for invoices, credit note and debit note with different fields. Credit and debit notes include reference to the original document, by providing its unique ID.

Credit Note - used by taxpayer to update amounts of previously issued invoice(s) in case price has decreased. Amounts supplied in credit note cannot exceed total amounts of the referenced invoices. No new invoice lines can be added.

Debit Note - used by taxpayer to update the amounts of previously issued invoice(s) in case price has increased.

How can you handle the ERP integration process?

Egyptian tax authorities have published an overview of the steps in order to integrate the taxpayers ERP system to the e-invoicing system.

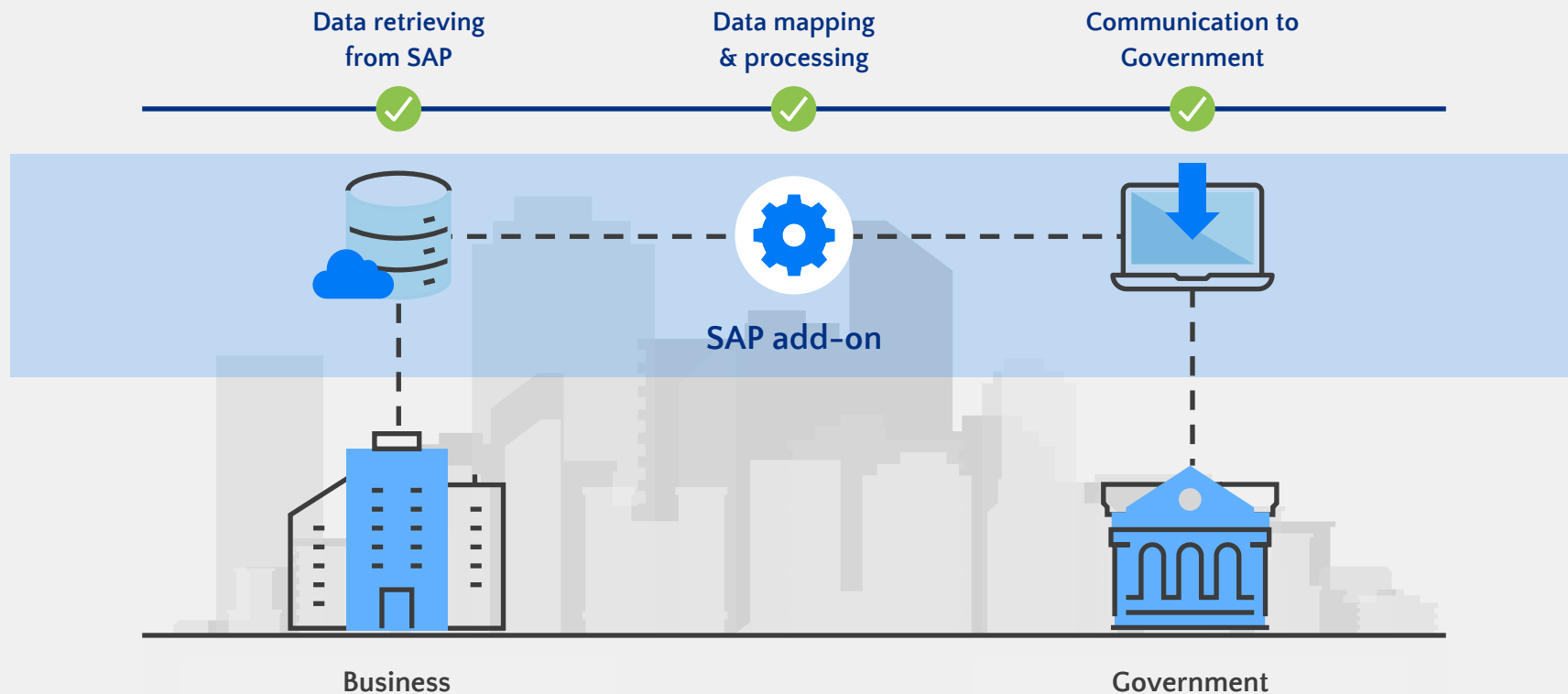




How can we help you?



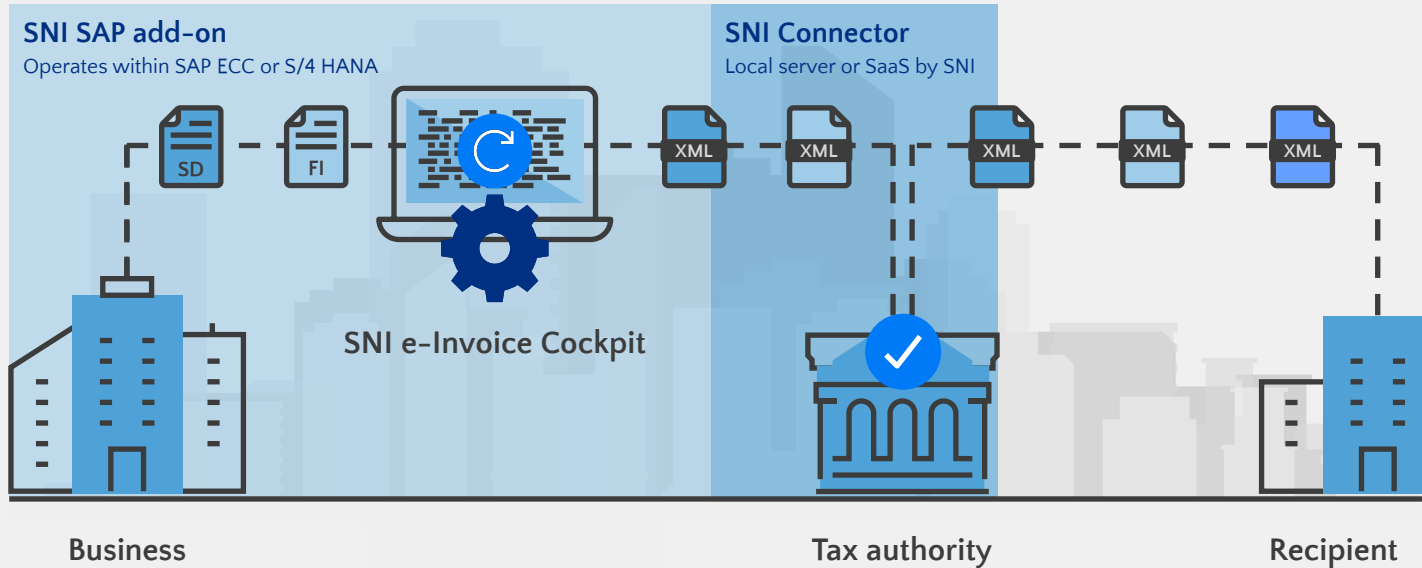
An end to end solution



B2B e-Invoicing Architecture



SNI Solution



JSON Format

```
"documents": [
  {
    "issuer": {
      "address": {
        "branchID": "BID0",
        "country": "EG",
        "governate": "Egypt",
        "regionCity": "Mufazat al Ismlyah",
        "street": "580 Clementina Key",
        "buildingNumber": "Bldg. 0",
        "postalCode": "68030",
        "floor": "1",
        "room": "123",
        "landmark": "7660 Melody Trail",
        "additionalInformation": "beside Townhall"
      },
      "type": "B",
      "id": "113317713",
      "name": "Issuer Company"
    },
    "receiver": {
      "address": {
        "country": "EG",
        "governate": "Egypt",
        "regionCity": "Mufazat al Ismlyah",
        "street": "580 Clementina Key",
        "buildingNumber": "Bldg. 0",
        "postalCode": "68030",
        "floor": "1",
        "room": "123",
        "landmark": "7660 Melody Trail",
        "additionalInformation": "beside Townhall"
      },
      "type": "B",
      "id": "313717919",
      "name": "Receiver"
    },
    "documentType": "I",
    "documentTypeVersion": "0.9",
    "dateTimeIssued": "2020-09-09T12:03:45Z",
```

XML Format



```
<submission>
  <documents>
    <document>
      <issuer>
        <type>B</type>
        <id>113317713</id>
        <name>Issuer Name 0</name>
        <address>
          <buildingNumber>Bldg. 0</buildingNumber>
          <room>123</room>
          <floor>16</floor>
          <street>Address 2-0 line 2</street>
          <landmark>near circle</landmark>
          <additionalInformation>beside townhall</additionalInformation>
          <governate>Egypt</governate>
          <regionCity>Cairo</regionCity>
          <postalCode>098607</postalCode>
          <country>EG</country>
          <branchID>55</branchID>
        </address>
      </issuer>
      <receiver>
        <type>B</type>
        <id>313717919</id>
        <name>Receiver name 0</name>
        <address>
          <buildingNumber>Bldg. 2</buildingNumber>
          <room>110</room>
          <floor>8</floor>
          <street>Address 1-0</street>
          <landmark>near circle</landmark>
          <additionalInformation>beside townhall</additionalInformation>
          <governate>Egypt</governate>
          <regionCity>Cairo</regionCity>
          <postalCode>098661</postalCode>
          <country>EG</country>
        </address>
      </receiver>
      <documentType>I</documentType>
      <documentTypeVersion>0.9</documentTypeVersion>
```


SAP Screen



SAP Screen showing Document Status (1) 22 Entries found.


Document Status (1) 22 Entries found

Doc.Status	Short Descript.
09	+Document Created-/
10	Document has error
11	+Document Created-/Active
12	On Hold
S1	Confirmed/Signed
13	Ready to Transmit [Enveloped]
15	Sent to MoF
16	Delivered by MoF
17	Not Delivered to MoF
18	Approved by MoF
19	Rejected by MoF
20	Approved with Errors
30	Delivered to Customer
32	Not Delivered to Customer- Process Continue
34	Not Delivered to Customer- Deadline Passed
36	Not Delivered to Customer
37	Rejected by Customer
38	Approved by Customer
40	I: Document Created
41	I: Document Created-Matched

For SAP users



Easy integration into your existing systems and infrastructure



Simple

Fast integration without installing SAP OSS notes



Efficient

Cost-effective implementation without employing an external consultant



Accessible

No version upgrade required

*SNI add-ons support ECC.47 and Higher R3 Versions

*SNI SAP add-ons run on SAP R3 and S4

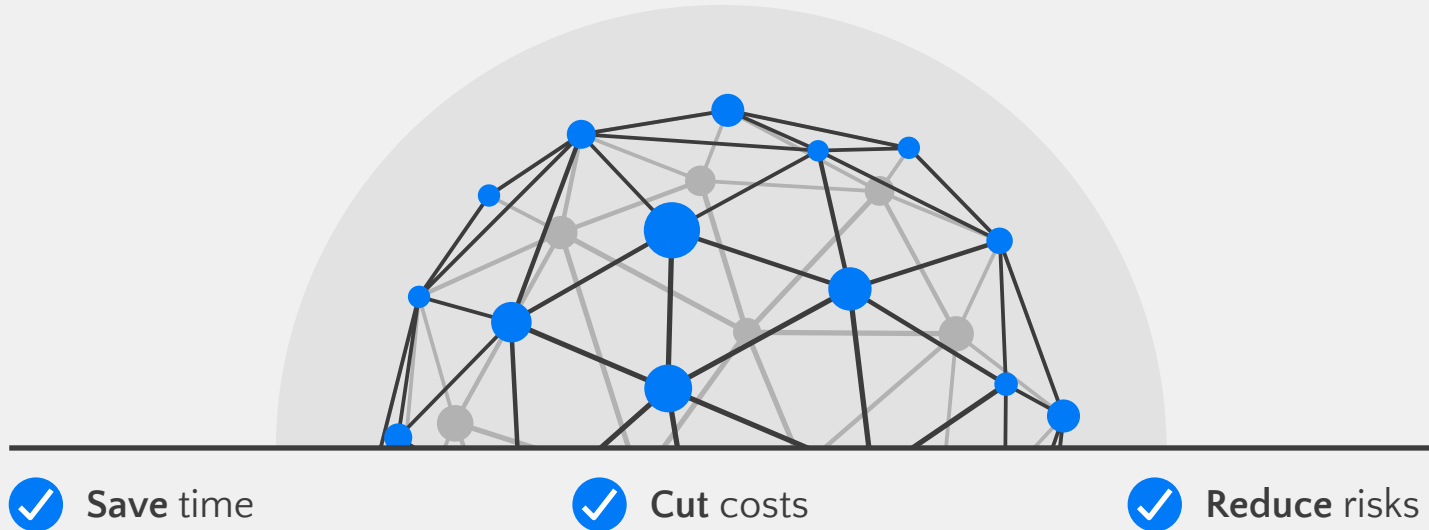


Reliable

All SNI add-ons are **SAP® Certified**
Powered by SAP NetWeaver®



Single
partner globally





Ongoing support



Initial
implementation, training &
documentation



Maintenance &
regulatory updates



Liaising with tax
authorities to keep
you informed



SNI provide continuous support for a **long term relationship**

An aerial, high-angle photograph of a dense urban landscape, likely New York City, showing a multitude of skyscrapers and buildings. The image is dark and moody, with a large, white, stylized question mark overlaid in the center. In the top right corner, the letters 'sni' are visible in a white, sans-serif font.

sni



snr

Thank you



contact@snitechnology.net



[snitechnology](https://www.linkedin.com/company/snitechnology)



+90 212 909 1664



[SniTech](https://twitter.com/SniTech)